


US AGO P3, day 300, 2007




Linear Scale Black = 50 White = 10



US AGO P3, day 300, 2007




Linear Scale Black = 50 White = 10



US AGO P3, day 300, 2007




Linear Scale Black = 50 White = 10



US AGO P3, day 300, 2007




Linear Scale Black = 50 White = 10



US AGO P3, day 300, 2007




Linear Scale Black = 50 White = 10



US AGO P3, day 300, 2007



Linear Scale Black = 50 White = 10




3000.0
2800.0
2600.0
2400.0
2200.0
2000.0
1800.0
1600.0
1400.0
1200.0
1000.0
800.0
600.0
400.0
200.0
0.0

1:45:17
1:46:37
1:47:57
1:49:17
1:50:38
1:51:58
1:53:19
1:54:39
1:55:59
1:57:19
1:58:40
2:0:0
2:1:20
2:2:40
2:4:1
2:5:21

US AGO P3, day 300, 2007




Linear Scale Black = 50 White = 10



US AGO P3, day 300, 2007




Linear Scale Black = 50 White = 10



US AGO P3, day 300, 2007




Linear Scale Black = 50 White = 10



US AGO P3, day 300, 2007




Linear Scale Black = 50 White = 10



US AGO P3, day 300, 2007




Linear Scale Black = 50 White = 10



US AGO P3, day 300, 2007




Linear Scale Black = 50 White = 10



US AGO P3, day 300, 2007




Linear Scale Black = 50 White = 10



US AGO P3, day 300, 2007




Linear Scale Black = 50 White = 10



US AGO P3, day 300, 2007




Linear Scale Black = 50 White = 10



US AGO P3, day 300, 2007




Linear Scale Black = 50 White = 10



US AGO P3, day 300, 2007




Linear Scale Black = 50 White = 10



US AGO P3, day 300, 2007




Linear Scale Black = 50 White = 10



US AGO P3, day 300, 2007




Linear Scale Black = 50 White = 10



US AGO P3, day 300, 2007




Linear Scale Black = 50 White = 10



US AGO P3, day 300, 2007




Linear Scale Black = 50 White = 10



US AGO P3, day 300, 2007




Linear Scale Black = 50 White = 10



US AGO P3, day 300, 2007




Black = 50 White = 10



US AGO P3, day 300, 2007



Linear Scale Black = 50 White = 10




3000.0
2800.0
2600.0
2400.0
2200.0
2000.0
1800.0
1600.0
1400.0
1200.0
1000.0
800.0
600.0
400.0
200.0
0.0

US AGO P3, day 300, 2007




Linear Scale Black = 50 White = 10



US AGO P3, day 300, 2007




Linear Scale Black = 50 White = 10



US AGO P3, day 300, 2007




Black = 50 White = 10



US AGO P3, day 300, 2007




Linear Scale Black = 50 White = 10



US AGO P3, day 300, 2007




Linear Scale Black = 50 White = 10



US AGO P3, day 300, 2007




Linear Scale Black = 50 White = 10



US AGO P3, day 300, 2007




Linear Scale Black = 50 White = 10



US AGO P3, day 300, 2007




Linear Scale Black = 50 White = 10



US AGO P3, day 300, 2007




Linear Scale Black = 50 White = 10



US AGO P3, day 300, 2007




Linear Scale Black = 50 White = 10



US AGO P3, day 300, 2007




Linear Scale Black = 50 White = 10



US AGO P3, day 300, 2007




Linear Scale Black = 50 White = 10



US AGO P3, day 300, 2007




Linear Scale Black = 50 White = 10



US AGO P3, day 300, 2007




Linear Scale Black = 50 White = 10



US AGO P3, day 300, 2007




Linear Scale Black = 50 White = 10



US AGO P3, day 300, 2007




Linear Scale Black = 50 White = 10



US AGO P3, day 300, 2007




Linear Scale Black = 50 White = 10



US AGO P3, day 300, 2007




Linear Scale Black = 50 White = 10



US AGO P3, day 300, 2007




Linear Scale Black = 50 White = 10



US AGO P3, day 300, 2007




Linear Scale Black = 50 White = 10



US AGO P3, day 300, 2007



Linear Scale Black = 50 White = 10




3000.0
2800.0
2600.0
2400.0
2200.0
2000.0
1800.0
1600.0
1400.0
1200.0
1000.0
800.0
600.0
400.0
200.0
0.0

US AGO P3, day 300, 2007




Linear Scale Black = 50 White = 10



US AGO P3, day 300, 2007




Linear Scale Black = 50 White = 10



US AGO P3, day 300, 2007



Linear Scale Black = 50 White = 10




3000.0
2800.0
2600.0
2400.0
2200.0
2000.0
1800.0
1600.0
1400.0
1200.0
1000.0
800.0
600.0
400.0
200.0
0.0

16:19:20
16:20:40
16:22:00
16:23:21
16:24:41
16:26:01
16:27:21
16:28:42
16:30:02
16:31:22
16:32:42
16:34:03
16:35:23
16:36:43
16:38:03
16:39:24

US AGO P3, day 300, 2007




Linear Scale Black = 50 White = 10



US AGO P3, day 300, 2007




Linear Scale Black = 50 White = 10



US AGO P3, day 300, 2007



Linear Scale Black = 50 White = 10




3000.0
2800.0
2600.0
2400.0
2200.0
2000.0
1800.0
1600.0
1400.0
1200.0
1000.0
800.0
600.0
400.0
200.0
0.0

17:21:46
17:23:06
17:24:26
17:25:47
17:27:07
17:28:27
17:29:47
17:31:07
17:32:28
17:33:48
17:35:08
17:36:29
17:37:49
17:39:09
17:40:30
17:41:50

US AGO P3, day 300, 2007




Linear Scale Black = 50 White = 10



US AGO P3, day 300, 2007




Linear Scale Black = 50 White = 10



US AGO P3, day 300, 2007




Linear Scale Black = 50 White = 10



US AGO P3, day 300, 2007




Linear Scale Black = 50 White = 10



US AGO P3, day 300, 2007




Linear Scale Black = 50 White = 10



US AGO P3, day 300, 2007




Linear Scale Black = 50 White = 10



US AGO P3, day 300, 2007




Linear Scale Black = 50 White = 10



US AGO P3, day 300, 2007




Linear Scale Black = 50 White = 10



US AGO P3, day 300, 2007




Linear Scale Black = 50 White = 10



US AGO P3, day 300, 2007




Linear Scale Black = 50 White = 10



US AGO P3, day 300, 2007




Linear Scale Black = 50 White = 10



US AGO P3, day 300, 2007



Linear Scale Black = 50 White = 10




3000.0
2800.0
2600.0
2400.0
2200.0
2000.0
1800.0
1600.0
1400.0
1200.0
1000.0
800.0
600.0
400.0
200.0
0.0

21:31:30
21:32:50
21:34:10
21:35:31
21:36:51
21:38:11
21:39:31
21:40:52
21:42:12
21:43:33
21:44:53
21:46:13
21:47:33
21:48:54
21:50:14
21:51:34

US AGO P3, day 300, 2007




Linear Scale Black = 50 White = 10



US AGO P3, day 300, 2007




Linear Scale Black = 50 White = 10



US AGO P3, day 300, 2007




Linear Scale Black = 50 White = 10



US AGO P3, day 300, 2007




Linear Scale Black = 50 White = 10



US AGO P3, day 300, 2007



Linear Scale Black = 50 White = 10



US AGO P3, day 300, 2007



Linear Scale Black = 50 White = 10

