



US AGO P5, day 166, 2009




US AGO P5, day 166, 2009




US AGO P5, day 166, 2009



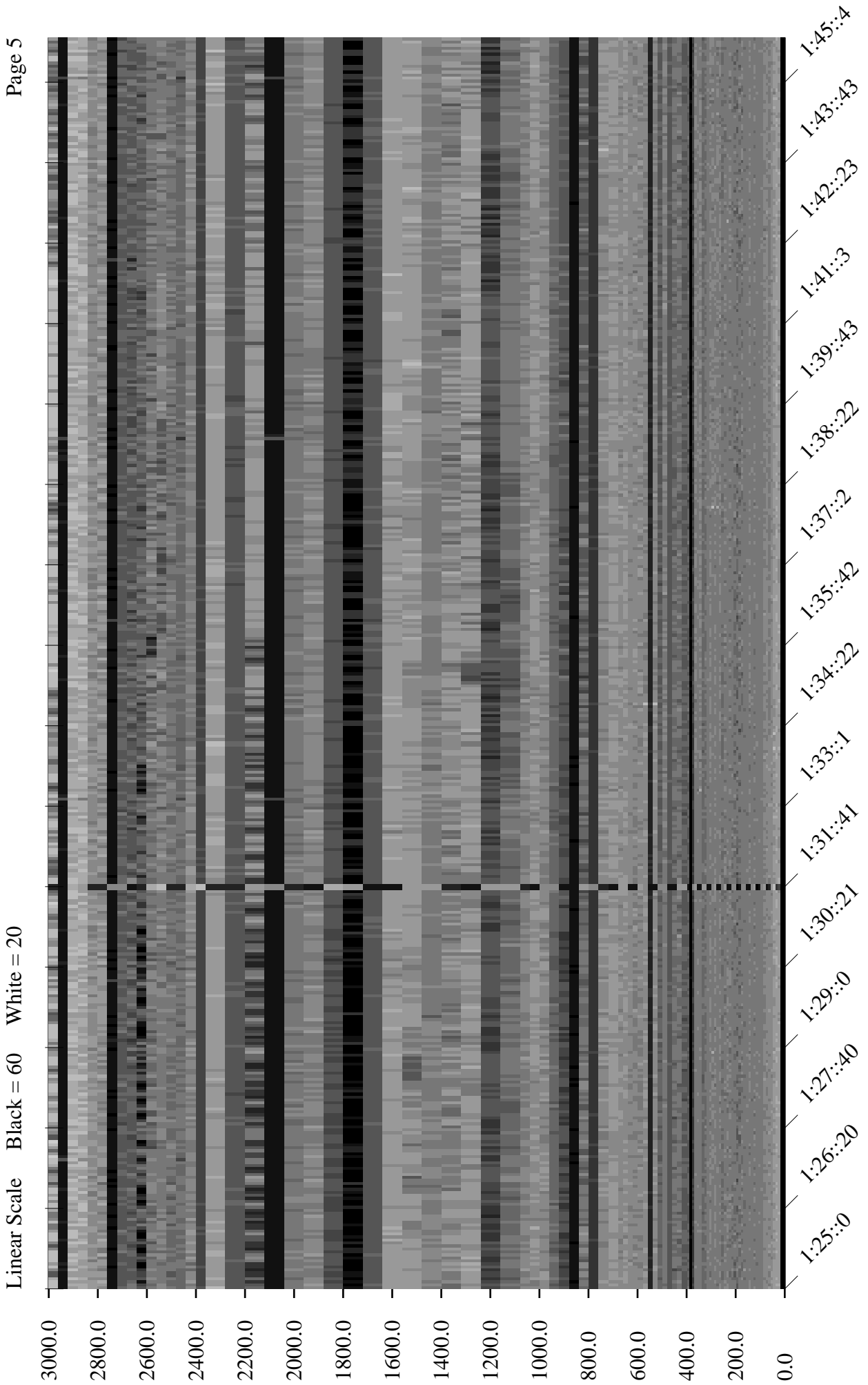
Black = 60 White = 20




US AGO P5, day 166, 2009




US AGO P5, day 166, 2009




US AGO P5, day 166, 2009



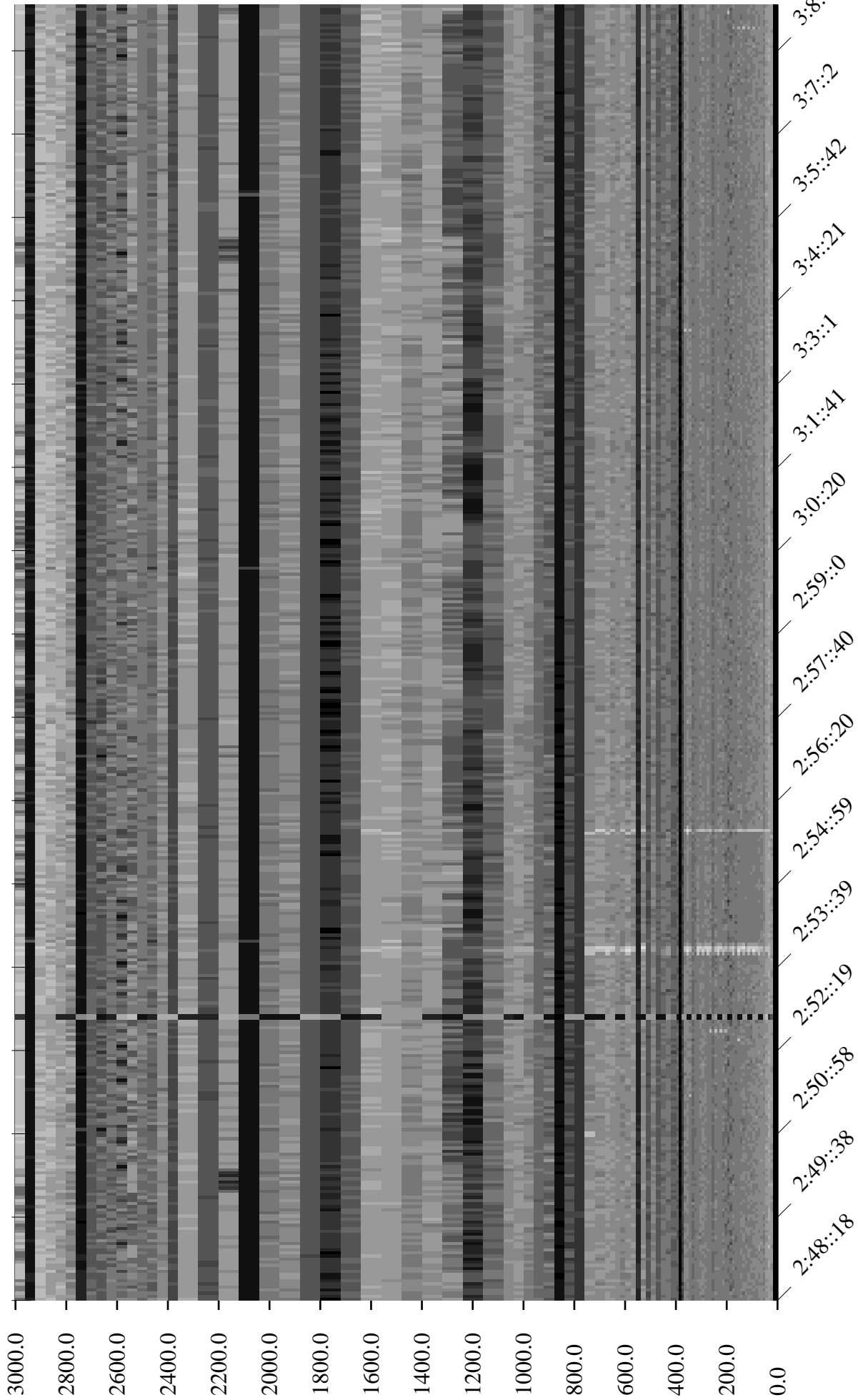
US AGO P5, day 166, 2009



US AGO P5, day 166, 2009




US AGO P5, day 166, 2009



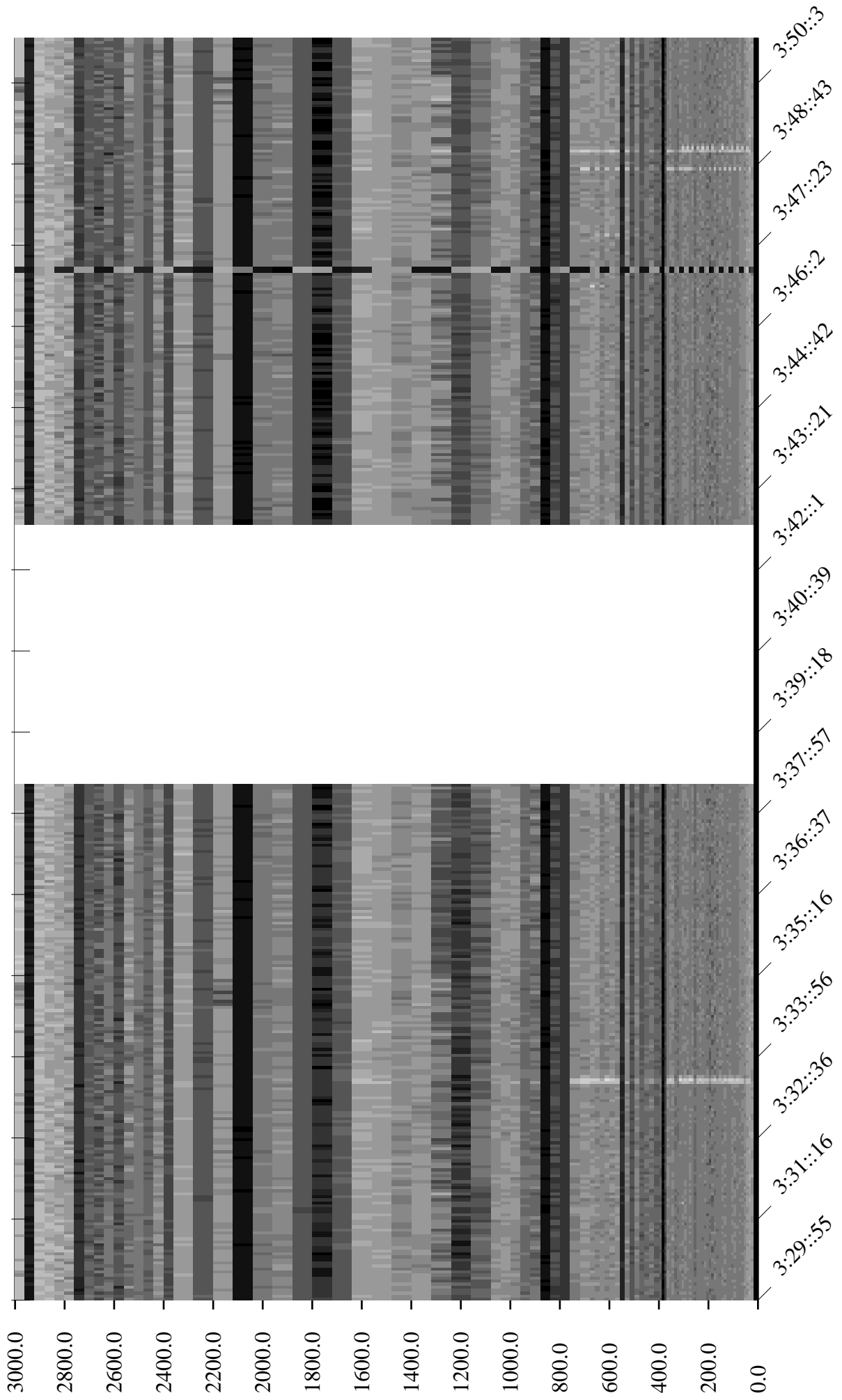
US AGO P5, day 166, 2009

Linear Scale Black = 60 White = 20




US AGO P5, day 166, 2009

Linear Scale Black = 60 White = 20




US AGO P5, day 166, 2009

Linear Scale Black = 60 White = 20




US AGO P5, day 166, 2009

Linear Scale Black = 60 White = 20



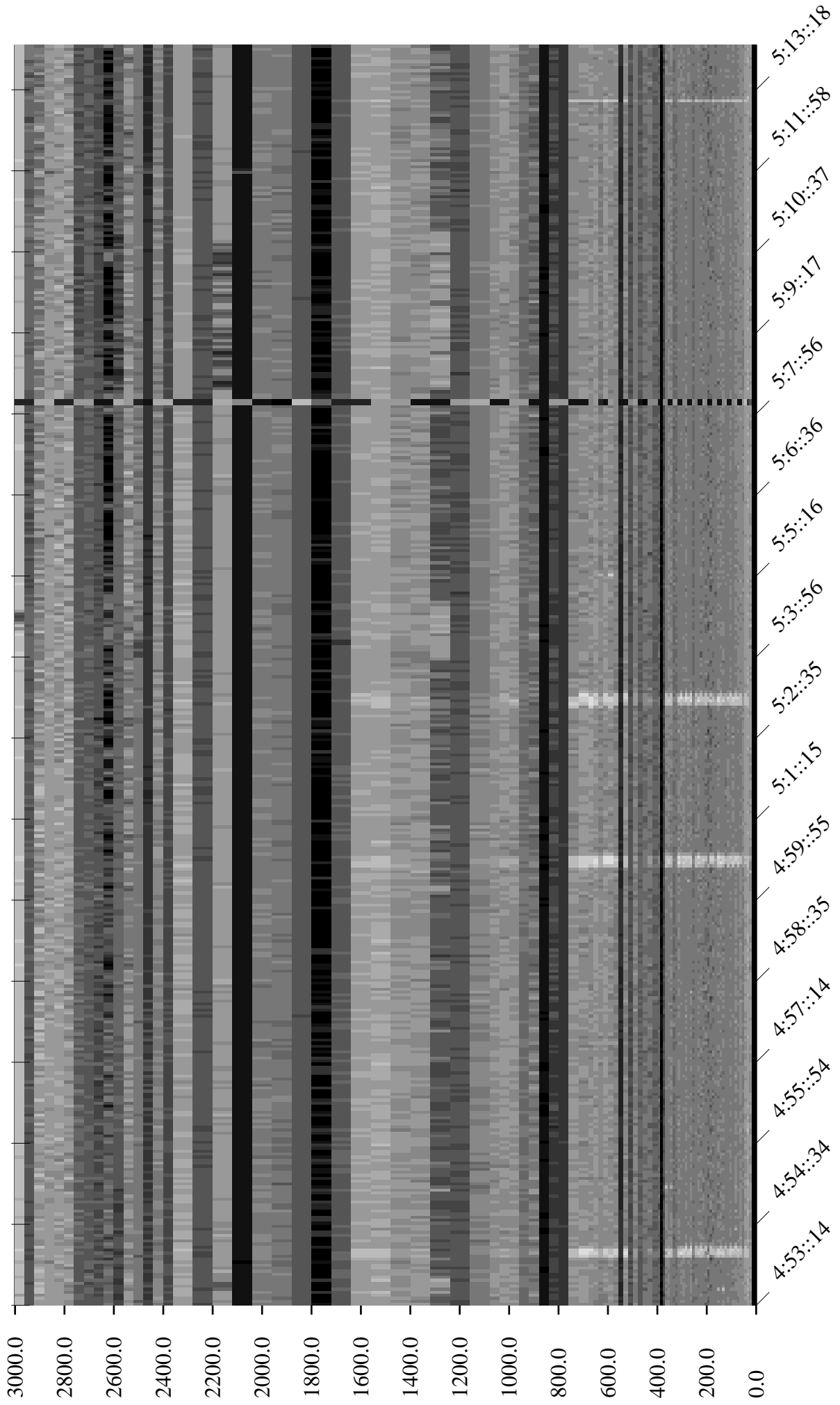
US AGO P5, day 166, 2009

Linear Scale Black = 60 White = 20




US AGO P5, day 166, 2009

Linear Scale Black = 60 White = 20



US AGO P5, day 166, 2009


Linear Scale Black = 60 White = 20



US AGO P5, day 166, 2009



Linear Scale Black = 60 White = 20




3000.0
2800.0
2600.0
2400.0
2200.0
2000.0
1800.0
1600.0
1400.0
1200.0
1000.0
800.0
600.0
400.0
200.0
0.0

5:34:51
5:36:11
5:37:32
5:38:52
5:40:12
5:41:32
5:42:53
5:44:13
5:45:33
5:46:53
5:48:14
5:49:34
5:50:54
5:52:14
5:53:35
5:54:55


US AGO P5, day 166, 2009

Linear Scale Black = 60 White = 20




US AGO P5, day 166, 2009

Linear Scale Black = 60 White = 20



US AGO P5, day 166, 2009


Linear Scale Black = 60 White = 20



US AGO P5, day 166, 2009




Linear Scale Black = 60 White = 20



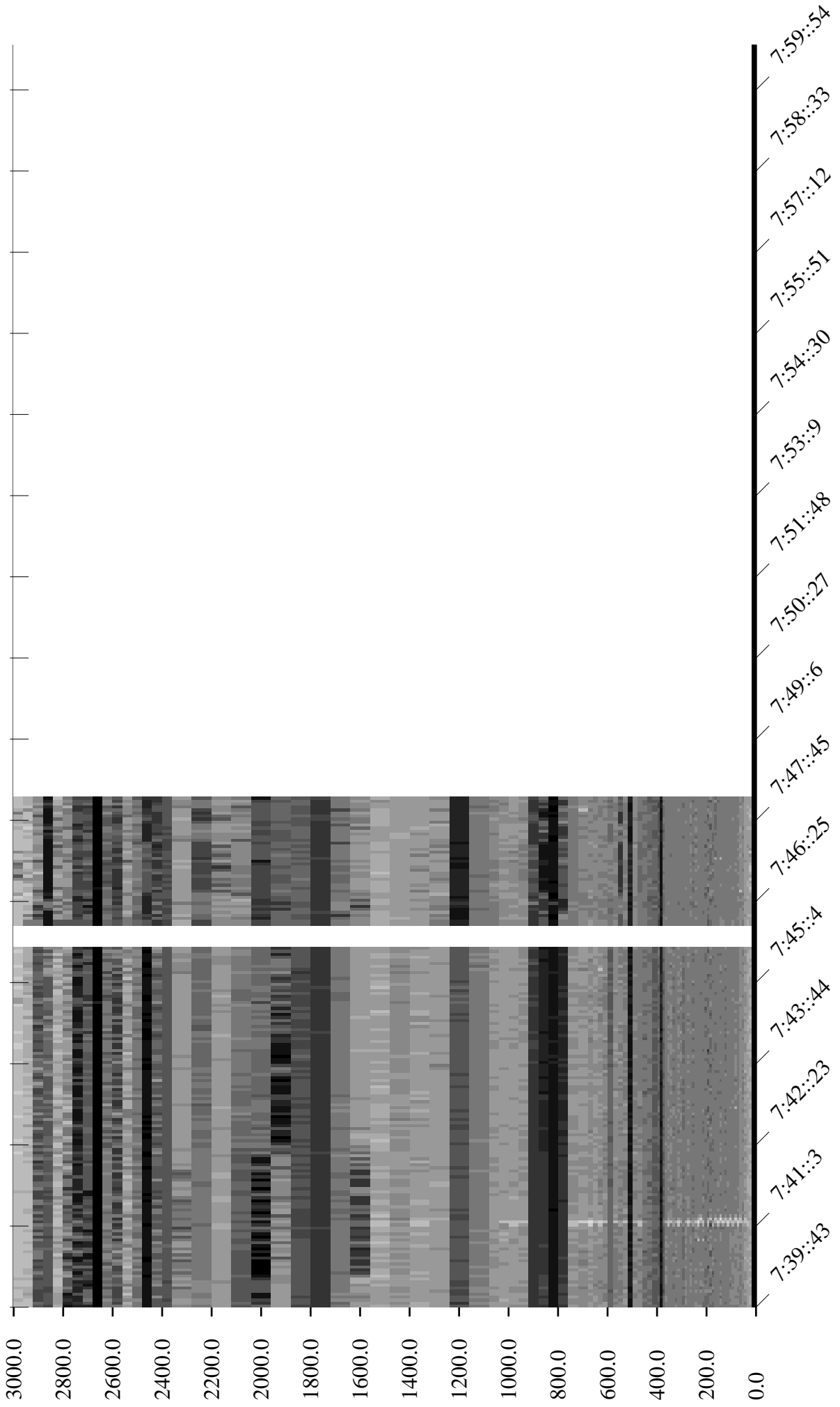
US AGO P5, day 166, 2009

Linear Scale Black = 60 White = 20



US AGO P5, day 166, 2009

Linear Scale Black = 60 White = 20




US AGO P5, day 166, 2009



Linear Scale Black = 60 White = 20


Page 24



US AGO P5, day 166, 2009




Linear Scale Black = 60 White = 20



US AGO P5, day 166, 2009


Linear Scale Black = 60 White = 20



US AGO P5, day 166, 2009




Linear Scale Black = 60 White = 20



US AGO P5, day 166, 2009




Linear Scale Black = 60 White = 20




US AGO P5, day 166, 2009



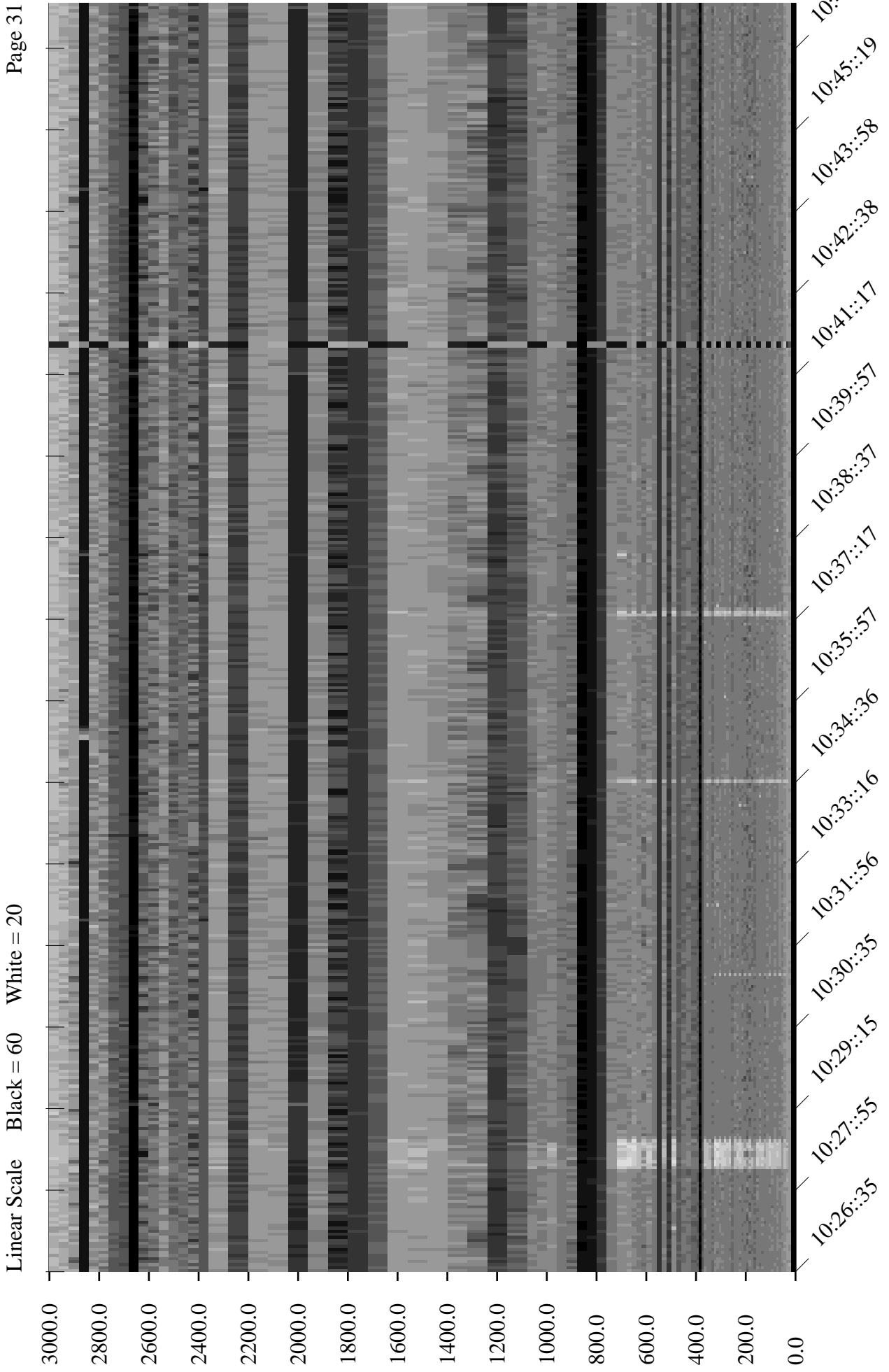
Linear Scale Black = 60 White = 20



US AGO P5, day 166, 2009




US AGO P5, day 166, 2009



US AGO P5, day 166, 2009

Linear Scale Black = 60 White = 20




US AGO P5, day 166, 2009




US AGO P5, day 166, 2009


Linear Scale Black = 60 White = 20



US AGO P5, day 166, 2009




US AGO P5, day 166, 2009



US AGO P5, day 166, 2009


Linear Scale Black = 60 White = 20



US AGO P5, day 166, 2009




Linear Scale Black = 60 White = 20



US AGO P5, day 166, 2009




Linear Scale Black = 60 White = 20



US AGO P5, day 166, 2009



Linear Scale Black = 60 White = 20




3000.0
2800.0
2600.0
2400.0
2200.0
2000.0
1800.0
1600.0
1400.0
1200.0
1000.0
800.0
600.0
400.0
200.0
0.0

13:33:53
13:35:13
13:36:33
13:37:53
13:39:14
13:40:34
13:41:54
13:43:15
13:44:35
13:45:55
13:47:15
13:48:36
13:49:56
13:51:16
13:52:36
13:53:57

US AGO P5, day 166, 2009

Linear Scale Black = 60 White = 20


Page 41



US AGO P5, day 166, 2009



Linear Scale Black = 60 White = 20




3000.0
2800.0
2600.0
2400.0
2200.0
2000.0
1800.0
1600.0
1400.0
1200.0
1000.0
800.0
600.0
400.0
200.0
0.0

14:15:30
14:16:50
14:18:10
14:19:31
14:20:51
14:22:11
14:23:32
14:24:52
14:26:12
14:27:32
14:28:53
14:30:13
14:31:33
14:32:54
14:34:14
14:35:34

US AGO P5, day 166, 2009



Linear Scale Black = 60 White = 20




3000.0
2800.0
2600.0
2400.0
2200.0
2000.0
1800.0
1600.0
1400.0
1200.0
1000.0
800.0
600.0
400.0
200.0
0.0

14:36:19
14:37:39
14:38:59
14:40:19
14:41:40
14:43:00
14:44:20
14:45:41
14:47:01
14:48:21
14:49:41
14:51:02
14:52:22
14:53:42
14:55:03
14:56:23


US AGO P5, day 166, 2009



Linear Scale Black = 60 White = 20




US AGO P5, day 166, 2009



US AGO P5, day 166, 2009




Linear Scale Black = 60 White = 20




US AGO P5, day 166, 2009

Linear Scale Black = 60 White = 20




US AGO P5, day 166, 2009

Linear Scale Black = 60 White = 20



US AGO P5, day 166, 2009


Linear Scale Black = 60 White = 20



US AGO P5, day 166, 2009




Linear Scale Black = 60 White = 20



US AGO P5, day 166, 2009




Linear Scale Black = 60 White = 20



US AGO P5, day 166, 2009




Linear Scale Black = 60 White = 20



US AGO P5, day 166, 2009



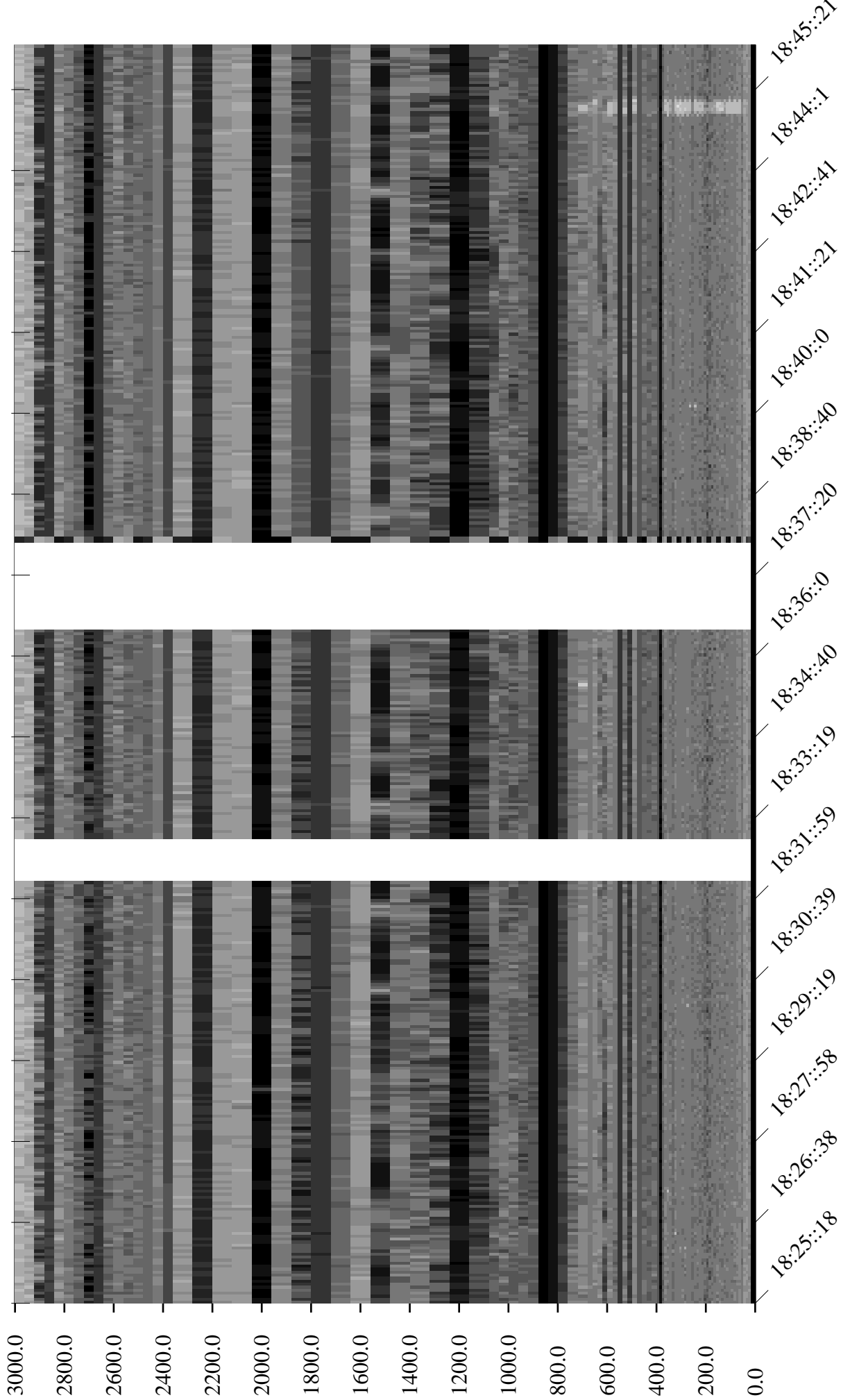
Linear Scale Black = 60 White = 20



US AGO P5, day 166, 2009




Linear Scale Black = 60 White = 20



US AGO P5, day 166, 2009




Linear Scale Black = 60 White = 20



US AGO P5, day 166, 2009




Linear Scale Black = 60 White = 20




US AGO P5, day 166, 2009

Linear Scale Black = 60 White = 20



US AGO P5, day 166, 2009


Linear Scale Black = 60 White = 20




US AGO P5, day 166, 2009




Linear Scale Black = 60 White = 20



US AGO P5, day 166, 2009




US AGO P5, day 166, 2009



US AGO P5, day 166, 2009




Linear Scale Black = 60 White = 20



US AGO P5, day 166, 2009


Linear Scale Black = 60 White = 20




US AGO P5, day 166, 2009



Linear Scale Black = 60 White = 20




US AGO P5, day 166, 2009



US AGO P5, day 166, 2009




Linear Scale Black = 60 White = 20



US AGO P5, day 166, 2009




Linear Scale Black = 60 White = 20



US AGO P5, day 166, 2009



Linear Scale Black = 60 White = 20



US AGO P5, day 166, 2009



Black = 60 White = 20

