




# 06/12/2000 Churchill, MTB

Linear Scale    Black = 161    White = 15

ch00164l.r00m max\_12

Page 1






# 06/12/2000 Churchill, MTB

Linear Scale    Black = 161    White = 15

ch00164l.r00m max\_12

Page 2






# 06/13/2000 Churchill, MTB

Linear Scale    Black = 161    White = 15

ch00164l.r00m max\_12

Page 3



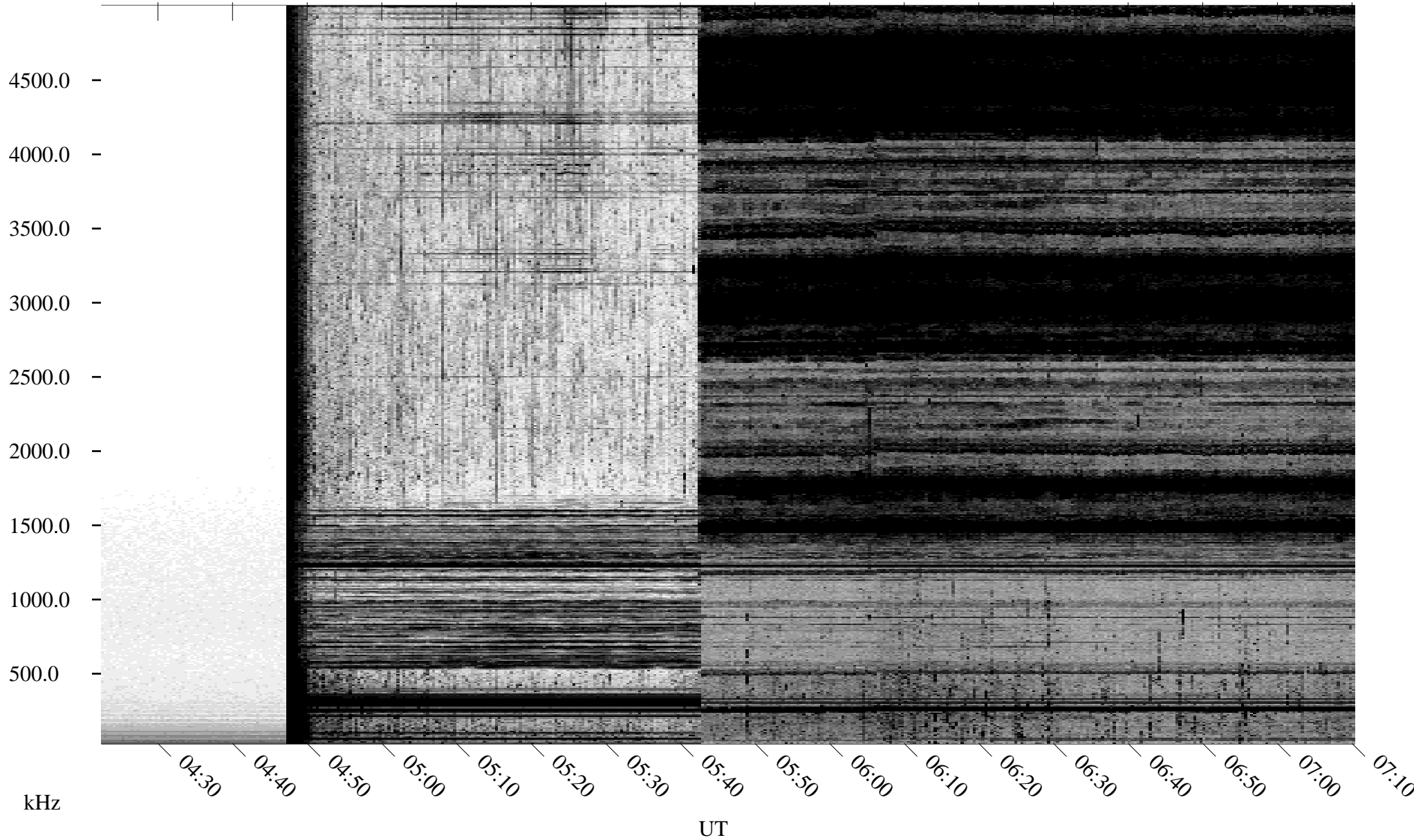


# 06/13/2000 Churchill, MTB

Linear Scale    Black = 161    White = 15

ch00164l.r00m max\_12

Page 4






# 06/13/2000 Churchill, MTB

Linear Scale    Black = 161    White = 15

ch00164l.r00m max\_12

Page 5






# 06/13/2000 Churchill, MTB

Linear Scale    Black = 161    White = 15

ch00164l.r00m max\_12

Page 6






# 06/13/2000 Churchill, MTB

Linear Scale    Black = 161    White = 15

ch00164l.r00m max\_12

Page 7





# 06/13/2000 Churchill, MTB

Linear Scale Black = 161 White = 15

ch00164l.r00m max\_12

Page 8

