




12/17/2000 Churchill, MTB

Linear Scale Black = 161 White = 15

ch00352l.r00m max_12

Page 1






12/17/2000 Churchill, MTB

Linear Scale Black = 161 White = 15

ch00352l.r00m max_12

Page 2






12/18/2000 Churchill, MTB

Linear Scale Black = 161 White = 15

ch00352l.r00m max_12

Page 3






12/18/2000 Churchill, MTB

Linear Scale Black = 161 White = 15

ch00352l.r00m max_12

Page 4



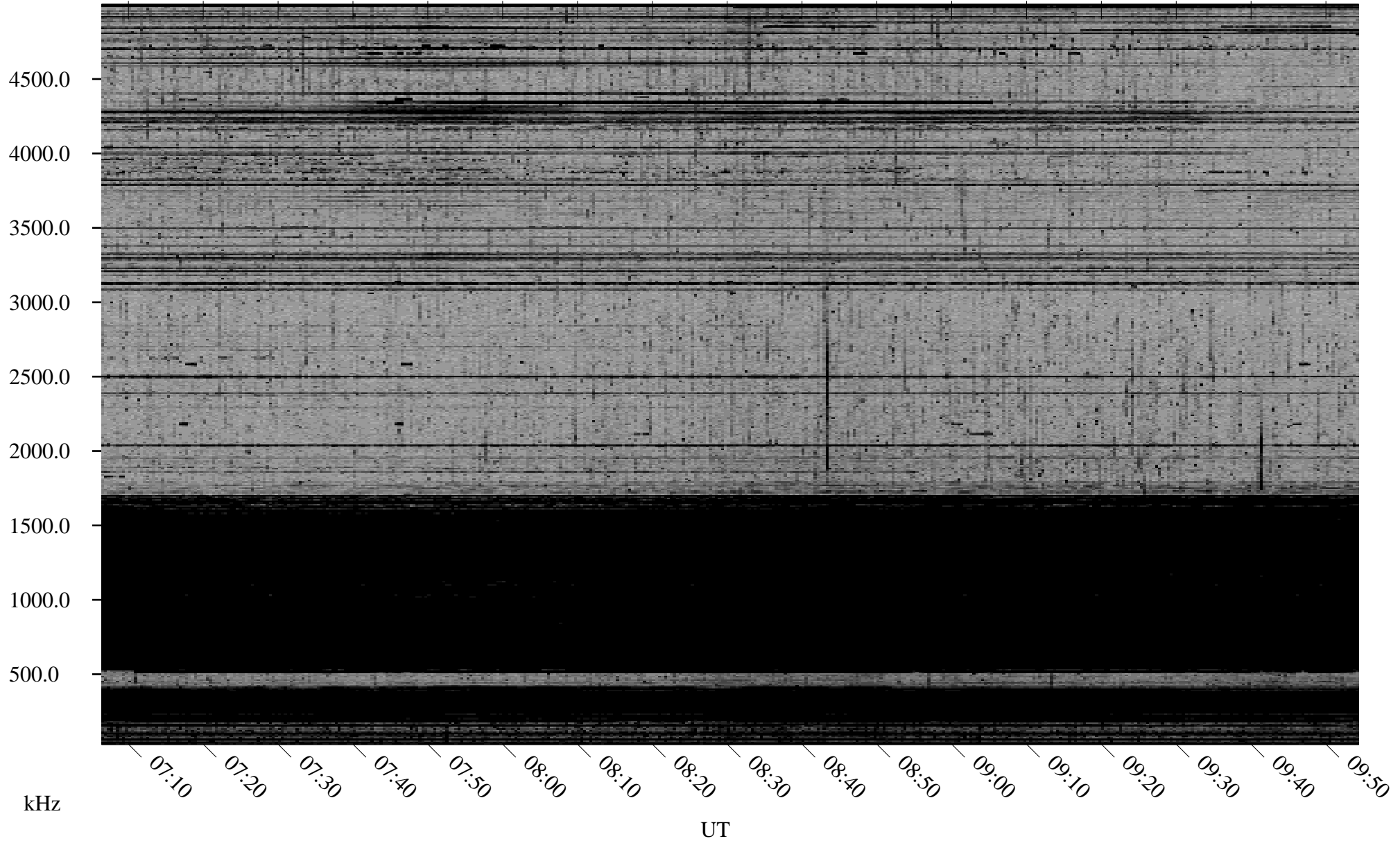


12/18/2000 Churchill, MTB

Linear Scale Black = 161 White = 15

ch00352l.r00m max_12

Page 5






12/18/2000 Churchill, MTB

Linear Scale Black = 161 White = 15

ch00352l.r00m max_12

Page 6






12/18/2000 Churchill, MTB

Linear Scale Black = 161 White = 15

ch00352l.r00m max_12

Page 7





12/18/2000 Churchill, MTB

Linear Scale Black = 161 White = 15

ch00352l.r00m max_12

