




# 01/14/2001 Churchill, MTB

Linear Scale    Black = 161    White = 15

ch01014l.r00m max\_12

Page 1






# 01/14/2001 Churchill, MTB

Linear Scale    Black = 161    White = 15

ch01014l.r00m max\_12

Page 2






# 01/15/2001 Churchill, MTB

Linear Scale    Black = 161    White = 15

ch01014l.r00m max\_12

Page 3






# 01/15/2001 Churchill, MTB

Linear Scale    Black = 161    White = 15

ch01014l.r00m max\_12

Page 4






# 01/15/2001 Churchill, MTB

Linear Scale    Black = 161    White = 15

ch01014l.r00m max\_12

Page 5






# 01/15/2001 Churchill, MTB

Linear Scale Black = 161 White = 15

ch01014l.r00m max\_12

Page 6






# 01/15/2001 Churchill, MTB

Linear Scale    Black = 161    White = 15

ch01014l.r00m max\_12

Page 7





# 01/15/2001 Churchill, MTB

Linear Scale    Black = 161    White = 15

ch01014l.r00m max\_12

Page 8

